



**STL**  
ALUMÍNIO

**LINHA**

**ESTUFAS AGRÍCOLAS**

**PERFIL EXTRUDADO DE ALUMÍNIO**

**CATÁLOGO** Ver 1.0 | DEZ 24


PERFIL	MERCADO	KG/M	PÁG.
STL-1492	CX-374	0,209	15
STL-1493	CX-375	0,325	15
STL-1494	—	0,483	17
STL-1495	CX-380	0,634	12
STL-1496	—	0,647	12
STL-1497	CX-384	1,626	03
STL-1498	CX-385	2,378	05
STL-1506	CX-218	1,515	06
STL-1507	CX-219	2,462	06
STL-1508	CX-376	0,578	17
STL-1509	—	0,820	20
STL-1517	CX-392	0,157	22
STL-1518	CX-499	1,433	18
STL-1519	CX-767	1,362	27
STL-1520	CX-373	0,248	15
STL-1521	CX-377	0,532	17
STL-1522	CX-378	2,458	05
STL-1523	CX-381	1,797	21
STL-1524	CX-382	2,494	04
STL-1525	CX-386	0,796	11
STL-1526	CX-388	0,616	11
STL-1527	CX-398	0,712	23
STL-1528	CX-439	1,124	24
STL-1529	CX-379	3,215	14
STL-1530	CX-383	2,187	03
STL-1531	CX-394	0,686	19
STL-1532	CX-396	0,871	10
STL-1533	CX-397	0,633	10
STL-1534	CX-416	0,499	16
STL-1535	CX-765	0,953	26
STL-1567	—	2,632	08
STL-1611	CX-817	1,306	27
STL-1616	CX-766	2,328	08
STL-1639	CX-751	1,163	25
STL-1668	CX-393	1,255	19
STL-1679	CX-493	0,586	09
STL-1704	CX-417	1,704	04
STL-1712	—	1,670	07
STL-1757	—	0,849	13
STL-1781	—	0,893	13
STL-1805	—	0,365	23
STL-1806	—	0,309	21
STL-1896		0,202	22
STL-1897		1,467	07
STL-1898		0,096	22

**STL-1497**

Merc. CX-384

Peso 1,626 kg/m

Descr. Calha




**STL-1530**

Merc. CX-383

Peso 2,187 kg/m

Descr. Calha

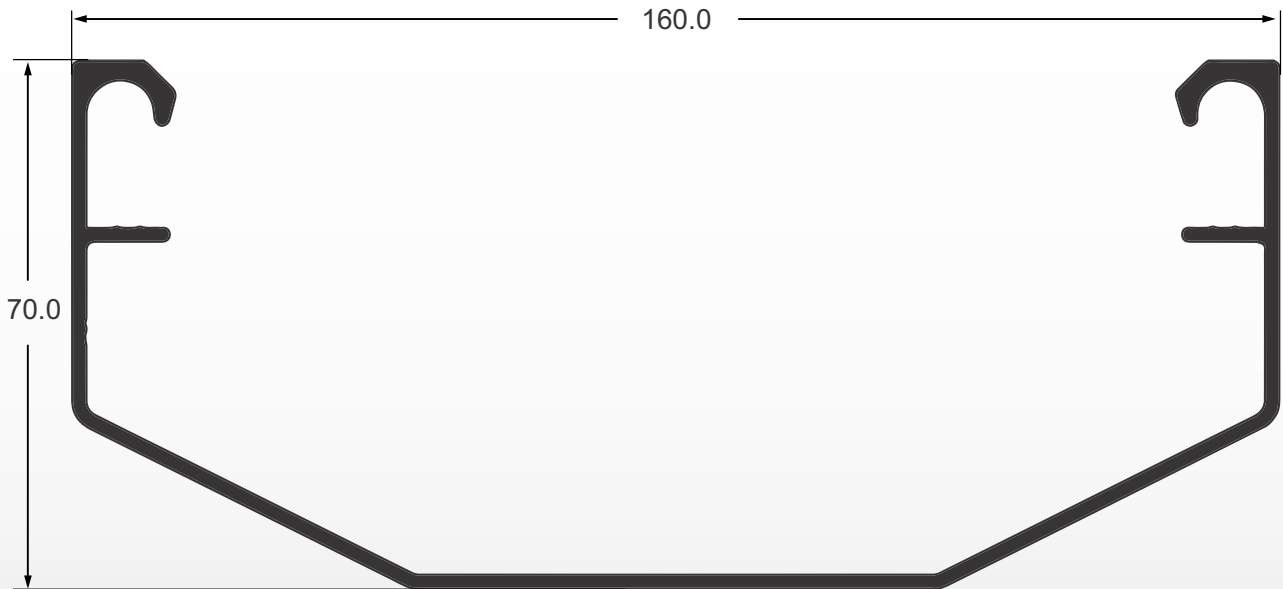


**STL-1704**

Merc. CX-417

Peso 1,704 kg/m

Descr. Calha

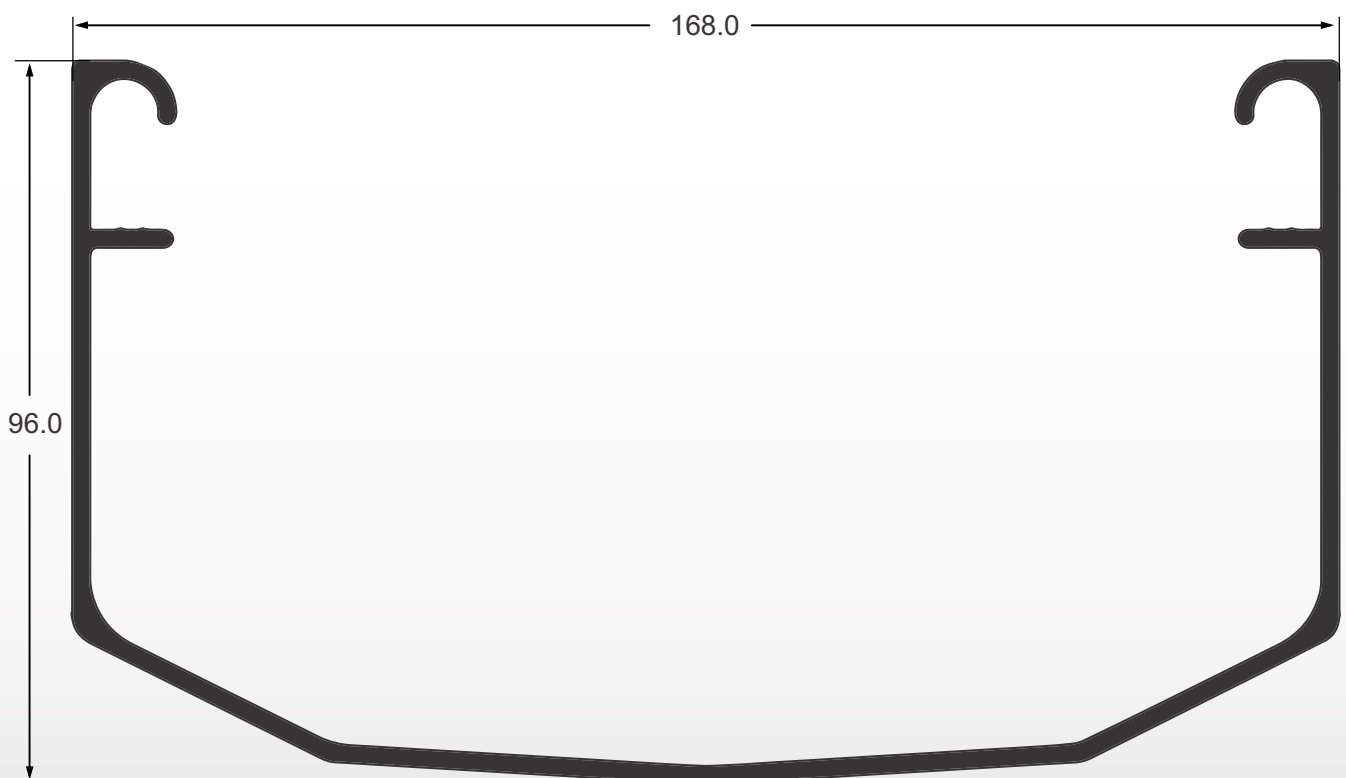


**STL-1524**

Merc. CX-382

Peso 2,494 kg/m

Descr. Calha



**STL-1498**

Merc. CX-385

Peso 2,378 kg/m

Descr. Calha




**STL-1522**

Merc. CX-378

Peso 2,458 kg/m

Descr. Calha

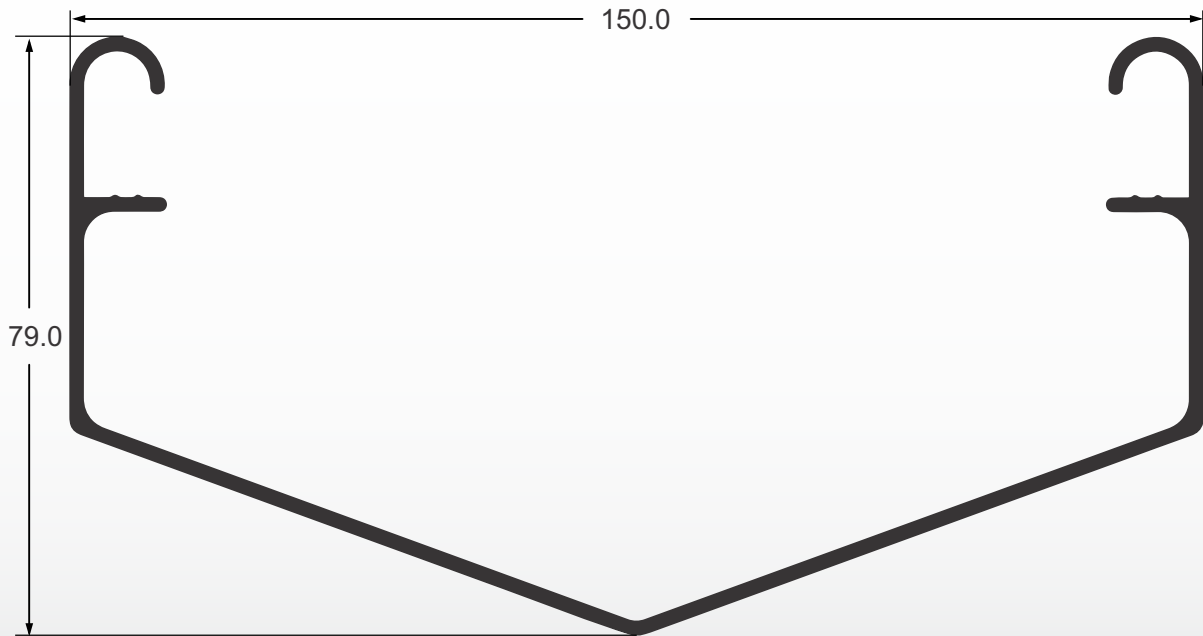


**STL-1506**

Merc. CX-218

Peso 1,515 kg/m

Descr. Calha

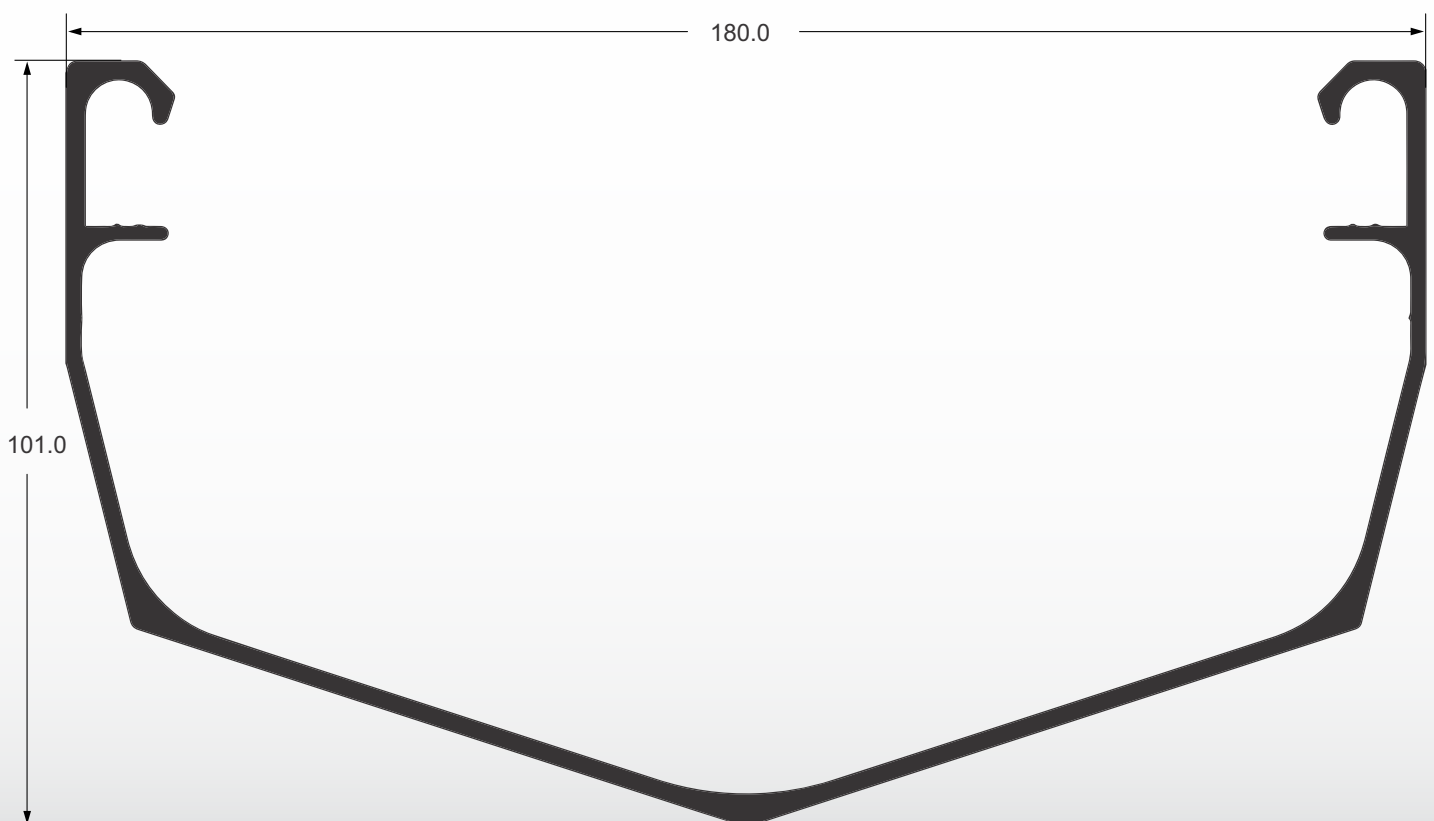


**STL-1507**

Merc. CX-219

Peso 2,462 kg/m

Descr. Calha

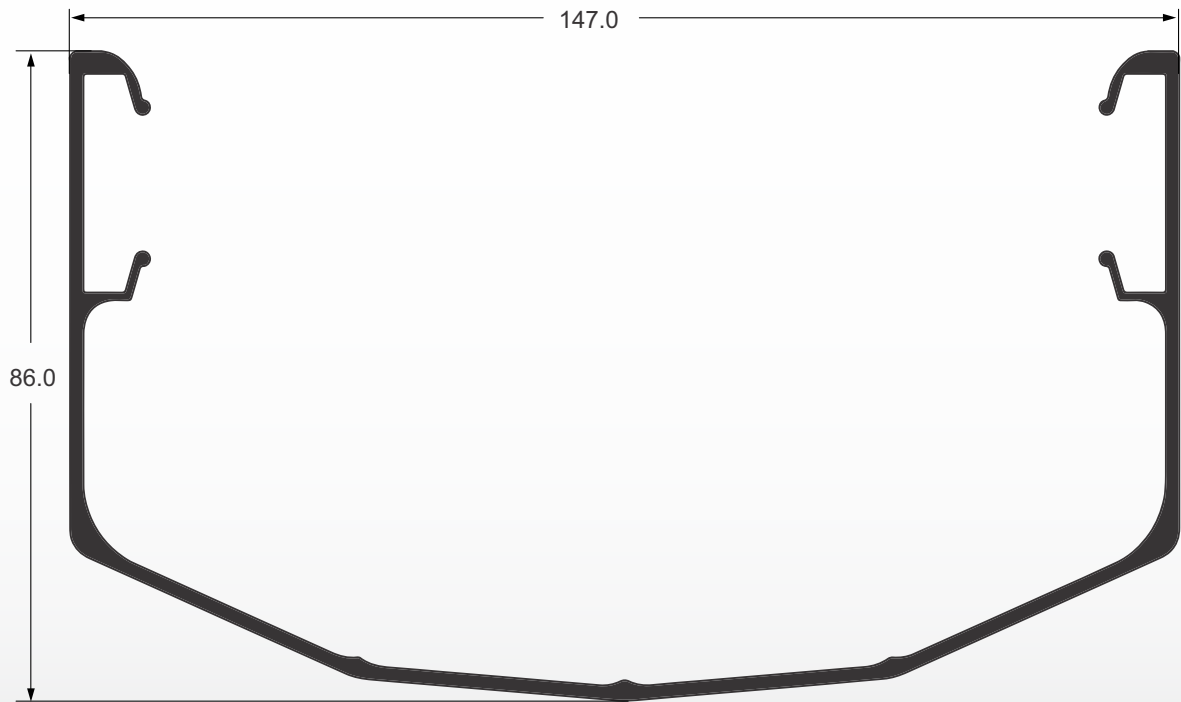


**STL-1712**

Merc. -----

Peso 1,670 kg/m

Descr. Calha

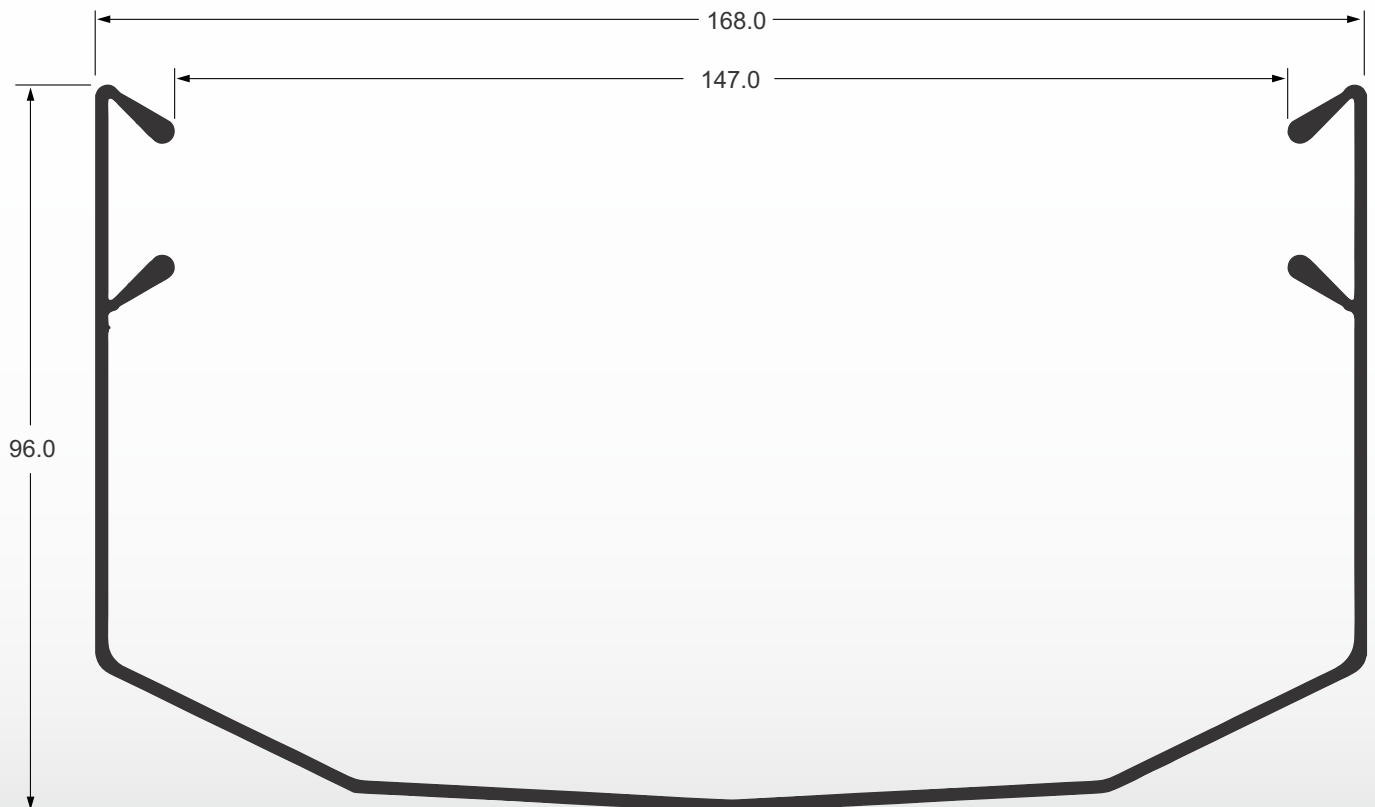


**STL-1897**

Merc. -----

Peso 1,467 kg/m

Descr. -----

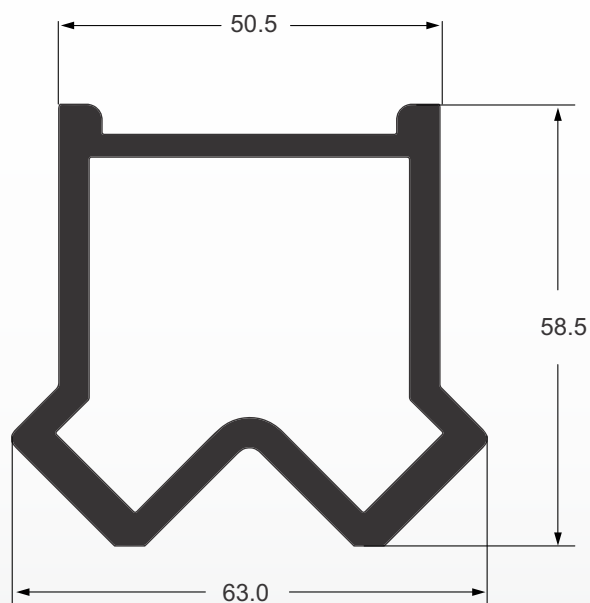


**STL-1616**

Merc. CX-766

**Peso** 2,328 kg/m

**Descr.** Suporte para Rolamento

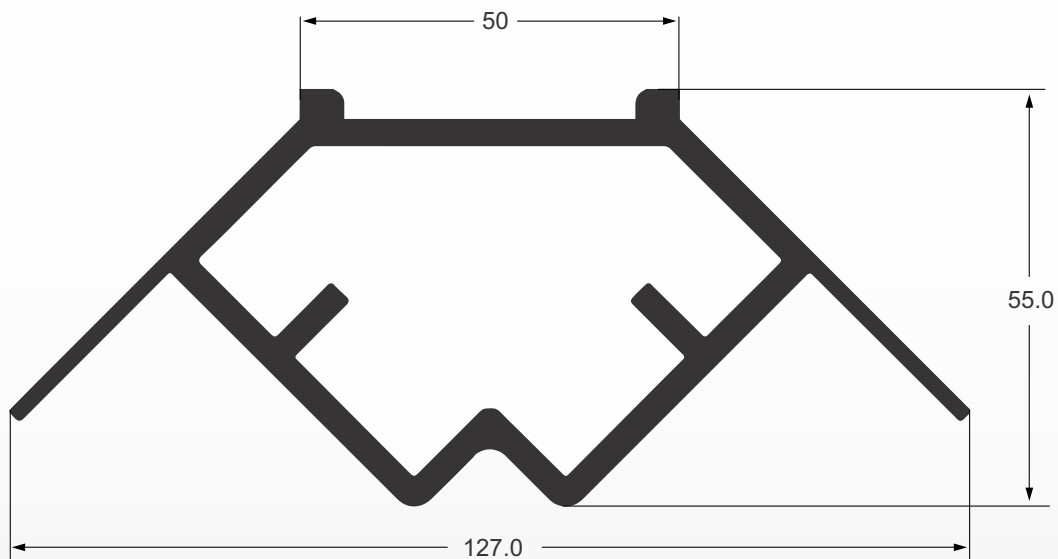


**STL-1567**

Merc. -----

**Peso** 2,632 kg/m

**Descr.** Suporte para Rolamento



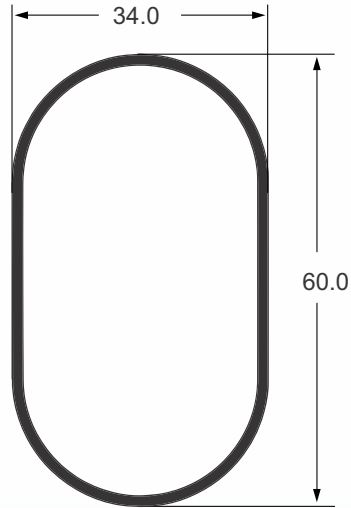


**STL-1679**

Merc. CX-493

Peso 0,586 kg/m

Descr. Tubo Oblongo

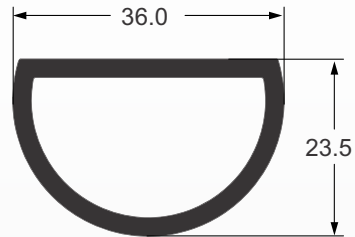


**STL-1533**

Merc. CX-397

Peso 0,633 kg/m

Descr. -----

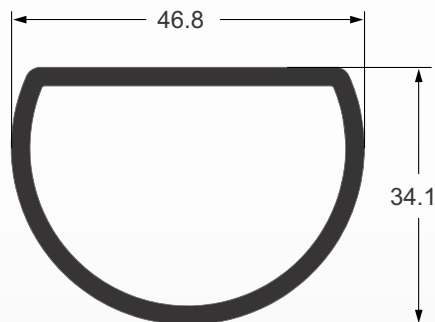


**STL-1532**

Merc. CX-396

Peso 0,871 kg/m

Descr. -----

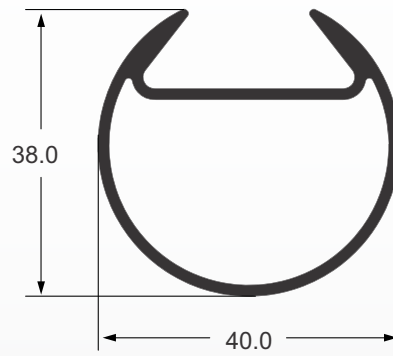


**STL-1526**

Merc. CX-388

Peso 0,616 kg/m

Descr. Tubo Cortina Mola

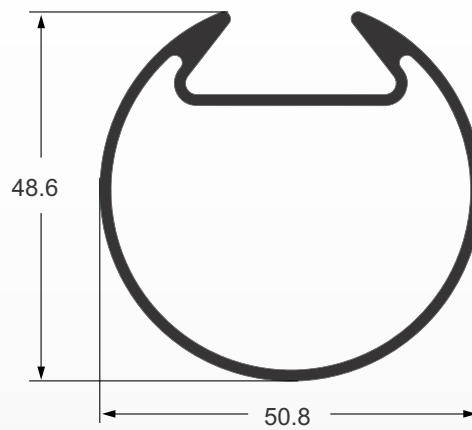


**STL-1525**

Merc. CX-386

Peso 0,796 kg/m

Descr. Tubo Cortina Mola

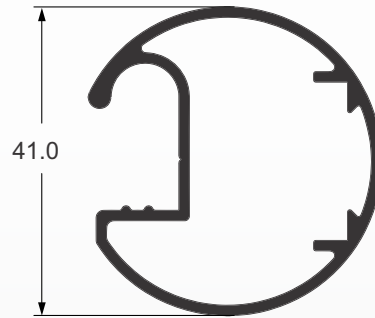


**STL-1495**

Merc. CX-380

Peso 0,634 kg/m

Descr. Tubo Cortina

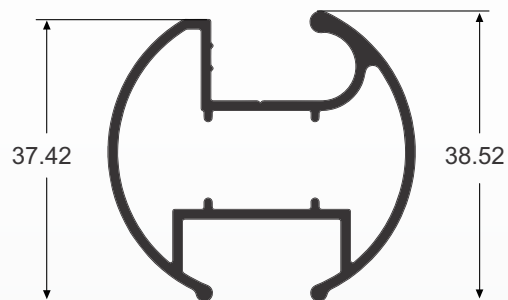


**STL-1496**

Merc. -----

Peso 0,647 kg/m

Descr. Tubo Cortina

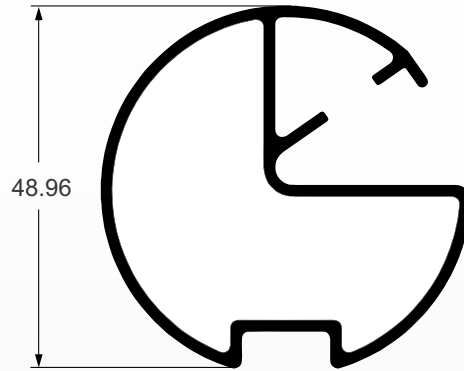


**STL-1757**

Merc. -----

Peso 0,849 kg/m

Descr. -----

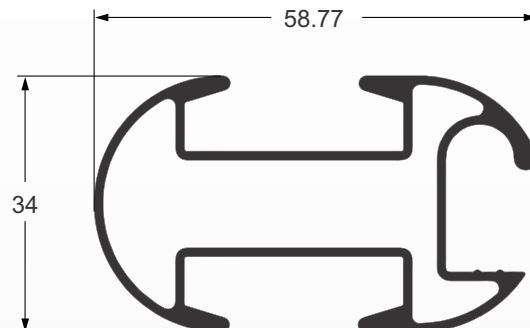


**STL-1781**

Merc. -----

Peso 0,893 kg/m

Descr. -----

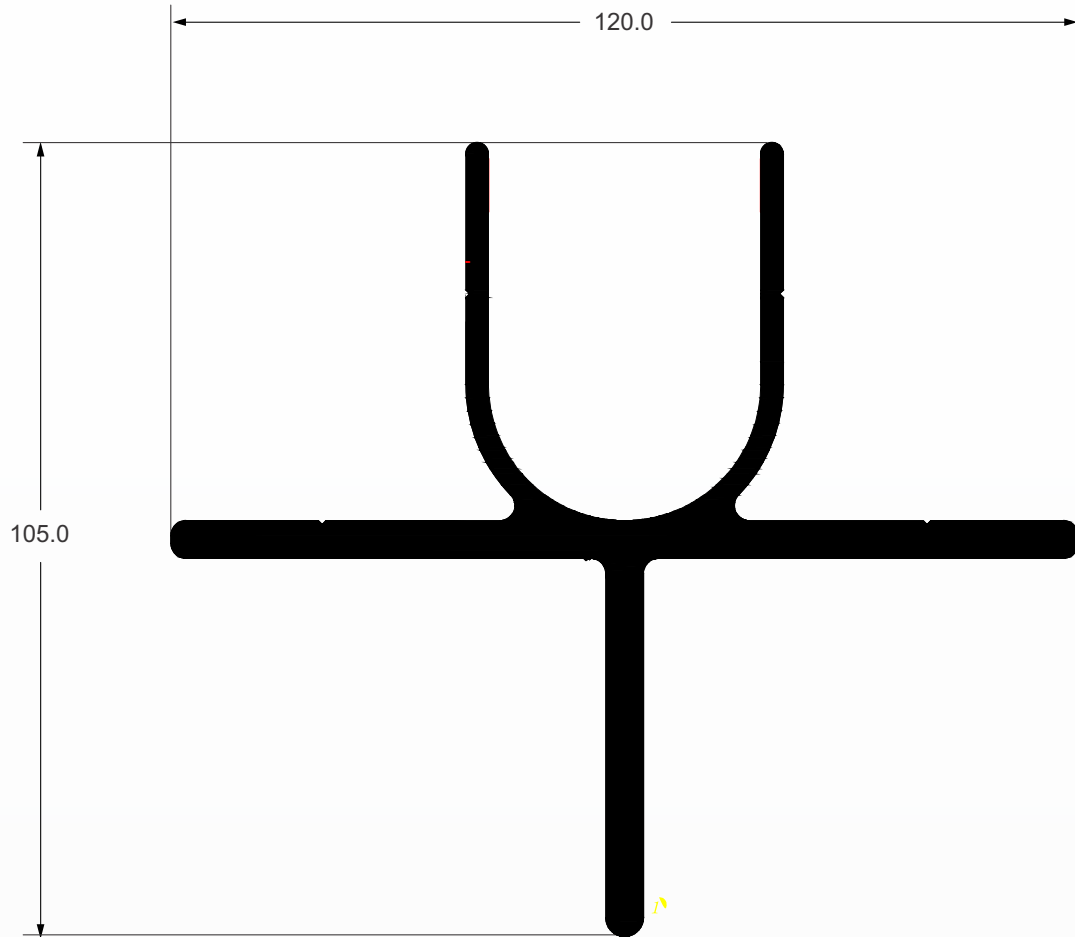


**STL-1529**

Merc. CX-379

Peso 3,215 kg/m

Descr. Suporte

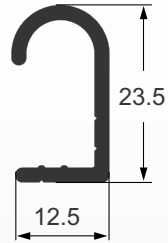


**STL-1520**

Merc. CX-373

**Peso** 0,248 kg/m

**Descr.** Base Simples

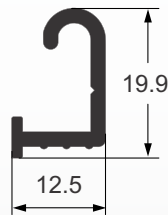


**STL-1492**

Merc. CX-374

**Peso** 0,209 kg/m

**Descr.** Perfil Lock

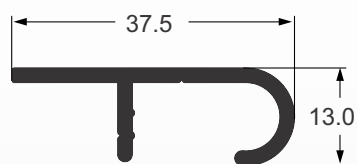


**STL-1493**

Merc. CX-375

**Peso** 0,325 kg/m

**Descr.** Base com Aba

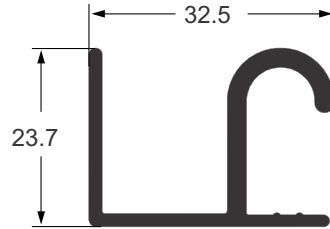


**STL-1534**

Merc. CX-416

Peso 0,499 kg/m

Descr. -----



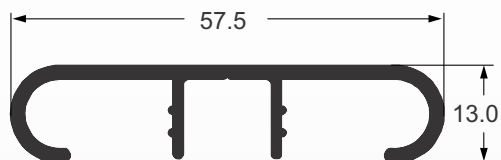


**STL-1521**

Merc. CX-377

**Peso** 0,532 kg/m

**Descr.** Base Dupla



**STL-1494**

Merc. -----

**Peso** 0,483 kg/m

**Descr.** Base Dupla

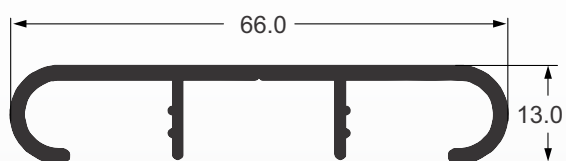


**STL-1508**

Merc. CX-376

**Peso** 0,578 kg/m

**Descr.** Base Dupla

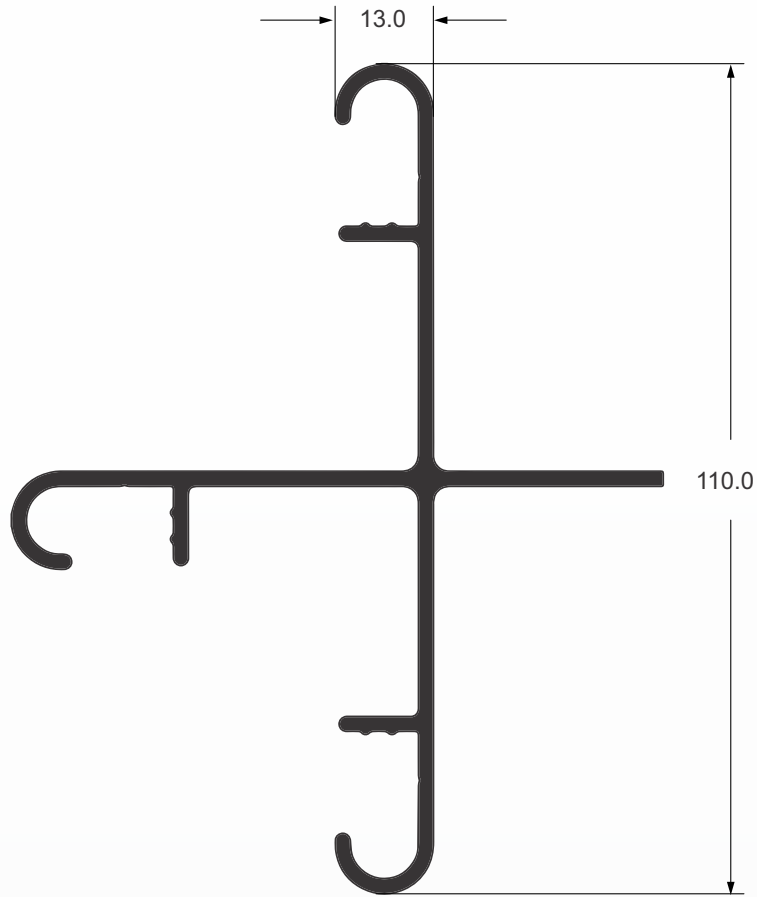


**STL-1518**

Merc. CX-499

Peso 1,433 kg/m

Descr. -----

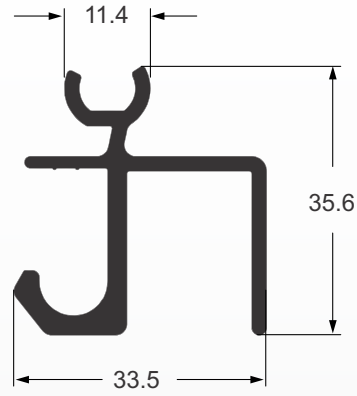


**STL-1531**

Merc. CX-394

Peso 0,686 kg/m

Descr. -----

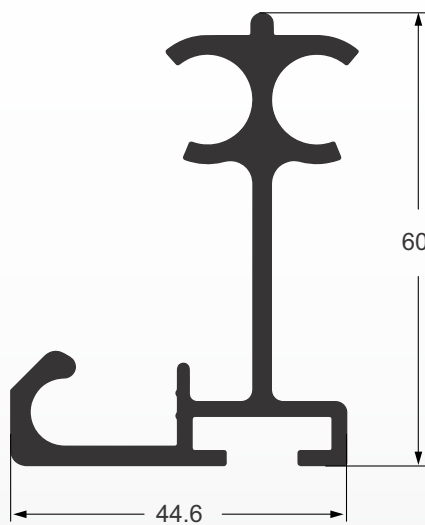


**STL-1668**

Merc. CX-393

Peso 1,255 kg/m

Descr. -----

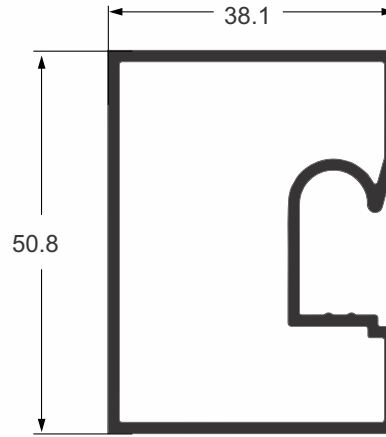


**STL-1509**

Merc. -----

Peso 0,820 kg/m

Descr. Tubo

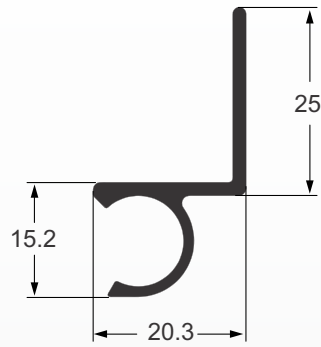


**STL-1806**

Merc. -----

Peso 0,309 kg/m

Descr. -----

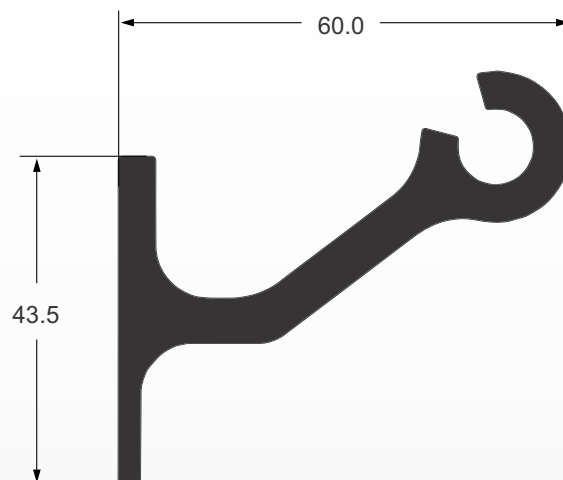


**STL-1523**

Merc. CX-381

Peso 1,797 kg/m

Descr. Suporte

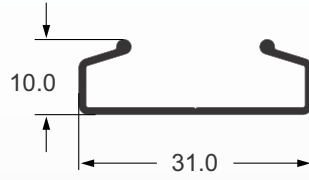


## STL-1517

Merc. CX-392

Peso 0,157 kg/m

Descr. Base Mola

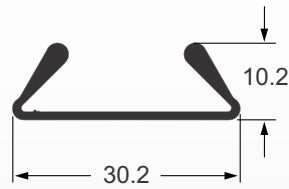


## STL-1896

Merc. -----

Peso 0,202 kg/m

Descr. -----

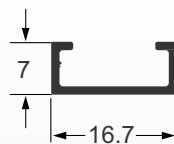


## STL-1898

Merc. -----

Peso 0,096 kg/m

Descr. -----



**STL-1527**

Merc. CX-398

Peso 0,712 kg/m

Descr. -----

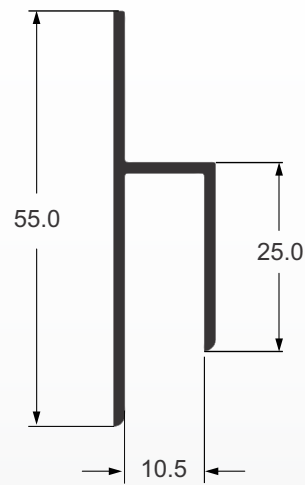


**STL-1805**

Merc. -----

Peso 0,365 kg/m

Descr. -----

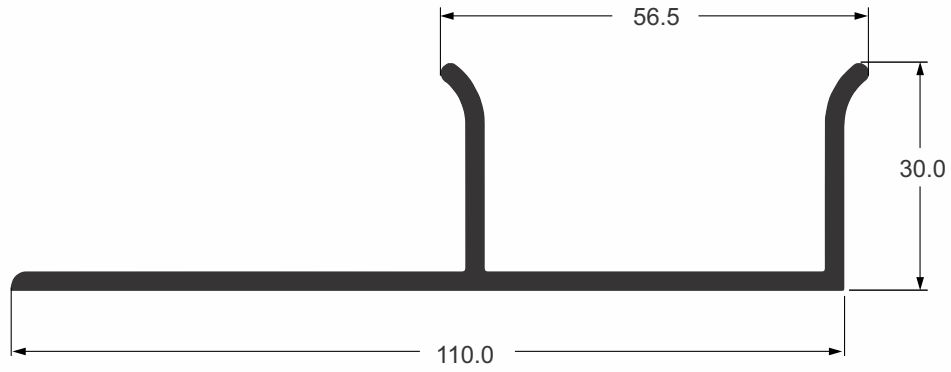


**STL-1528**

Merc. CX-439

Peso 1,124 kg/m

Descr. -----



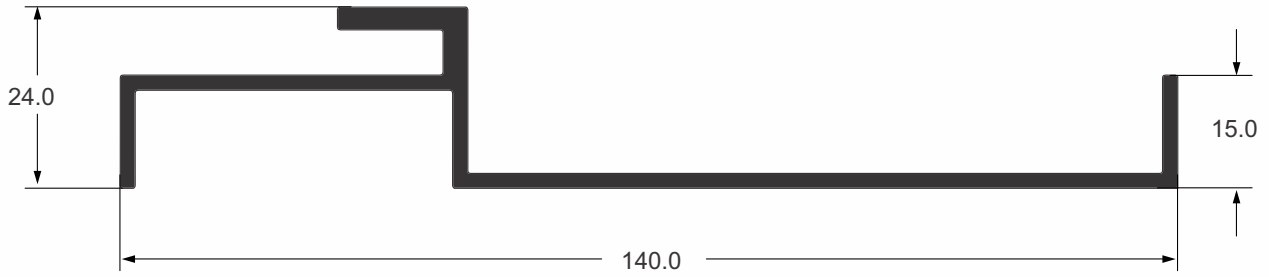


**STL-1639**

Merc. CX-751

Peso 1,163 kg/m

Descr. Esteira

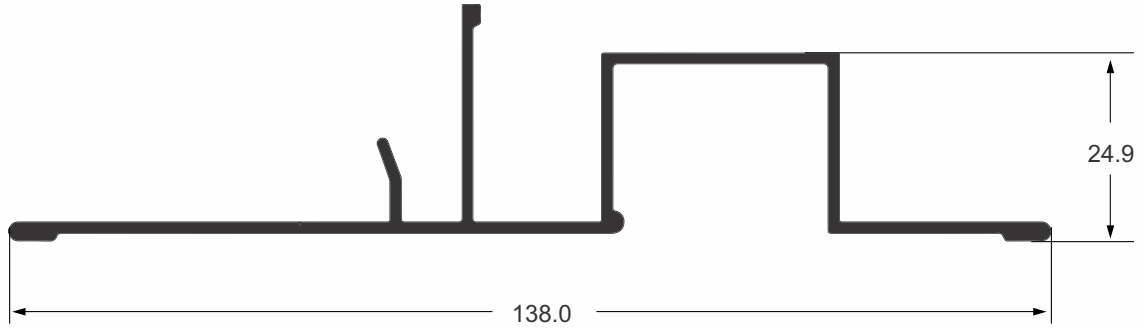


**STL-1535**

Merc. CX-765

Peso 0,953 kg/m

Descr. -----

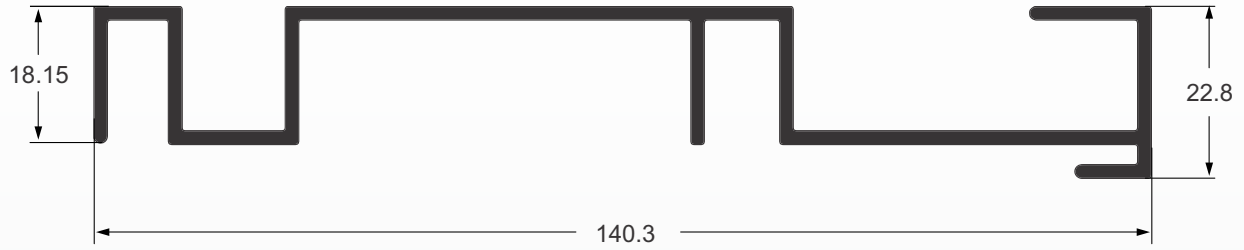


**STL-1611**

Merc. CX-817

Peso 1,306 kg/m

Descr. -----

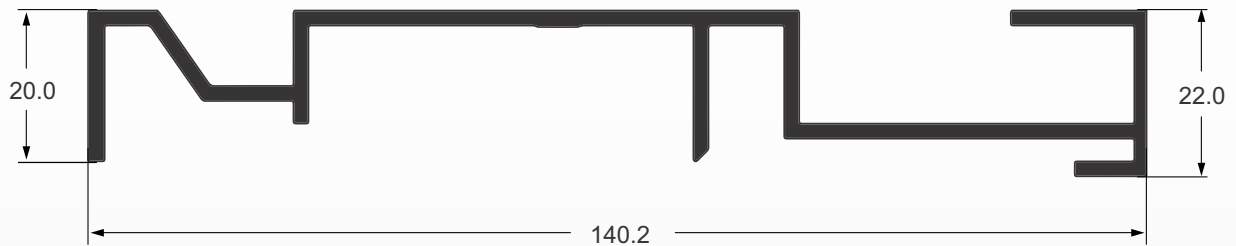


**STL-1519**

Merc. CX-767

Peso 1,362 kg/m

Descr. Mesa





**STL**  
ALUMÍNIO



[stlaluminio.com.br](http://stlaluminio.com.br)



Av. Industrial, 1500 - Distrito Industrial - CEP 08586-150  
Itaquaquecetuba - SP - Tel.: 55+ 11 4233-9012